

- TiN coating provides very good hardness(2200 HV), corrosion resistance with outstanding sliding and friction characteristics

### SPECIFICATION OF PROBE

(mm)

Range (ØD)	6-8*	8-10	10-20	20-50	50-100	100-130	130-280	
Travel of point (s)	0.15	0.15	0.15	0.20	0.20	0.20	0.20	
Thread	M6x0.75			M10x1				
Height of point (h)	for through bores	5	5	5	6	7.5	10	10
	standard	1.6	1.6	1.6	2.5	2.5	2.5	2.5
	for blind bores	/	/	0.6	1.2	1.2	1.2	/
Height of probe (H)	for through bores	27	27	27	29	33.5	36	36
	standard	23.5	23.5	23.5	25.5	28.5	28.5	28.5
	for blind bores	/	/	23.5	25.5	28.5	28.5	/
Repeatability	0.001							

\*When measuring range is 6-8mm, we suggest to use Ø7.5mm extension rod

\*When measuring range is 6-8mm, it has insertion chamfer for self-centering



### PROBE

Code	Type
4683-NO□□□□	for through bores
4683-XK□□□□	standard
4683-SL□□□□	for blind bores

### SETTING RING

Code
6312-□□□□

### HANDLE

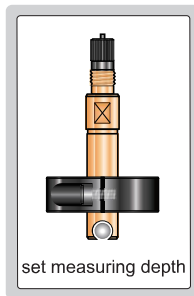
Code	Length(L)	Diameter(ØD)	Thread
4683-HM50S	50mm	8mm	M6x0.75
4683-HM100S	100mm	8mm	M6x0.75
4683-HM150S*	150mm	8mm	M6x0.75
4683-HM60	60mm	15mm	M10x1
4683-HM150*	150mm	15mm	M10x1

### Ordering examples:

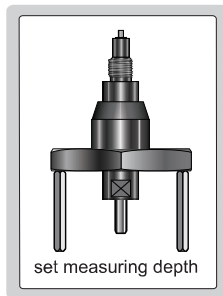
Code	Type	Range
4683-NO38D10H7	for through bores	38,10H7

Attention: "D"stands for "."

\*The length 150mm are fabricated of temperature-stable steel



4683-G



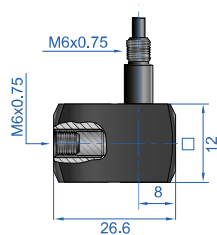
4683-J

### DEPTH STOP

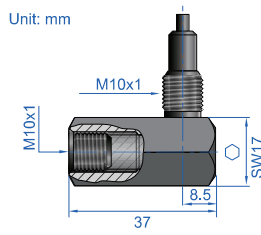
Code	Applicable for probe
4683-G□□□□□	6.0-85mm
4683-J□□□□□	28-150mm

### Ordering examples:

Code	Applicable for probe
4683-G22H7	22H7



4683-WS1



4683-WS2

### 90° ADAPTER

Code	Thread
4683-WS1	M6x0.75
4683-WS2	M10x1



### EXTENSION ROD FOR HANDLE

Code	Length(L)	Diameter(ØD)	Thread
4683-VL65T	65mm	7.5mm	M6x0.75
4683-VL50S	50mm	8mm	M6x0.75
4683-VL100S*	100mm	8mm	M6x0.75
4683-VL150S*	150mm	8mm	M6x0.75
4683-VL250S*	250mm	8mm	M6x0.75
4683-VL50	50mm	15mm	M10x1
4683-VL100*	100mm	15mm	M10x1
4683-VL150*	150mm	15mm	M10x1
4683-VL250*	250mm	15mm	M10x1

\*The length 100mm and above are fabricated of temperature-stable steel